

One Adoption West Yorkshire











One
Adoption
Agency
WEST YORKSHIRE

**ANNUAL PERFORMANCE REPORT
2022 - 2023**



THE CHILDREN




Number of children adopted in year	181	 +14
Number of ADMs in year	244	 +47
Number of POs in year	172	 -5
Number of children placed in year	161	 -10
Percentage of children placed with OAWY approved adopters	73%	 0
Number of children placed via Early Permanence	23	 +10
Percentage of children matched for adoption which were previously in EPPs	11%	 1%
Number of children at year end with ADM not matched	242	 +72

The number of children adopted and the number of children with an adoption plan are at their highest since the agency formed in 2017. Although Placement Orders and placements fell slightly, it is anticipated that these will increase early in 2023/24 following 89 new ADM decisions in Quarter 4; Placement Orders for these children will likely be made in Quarters 1 and 2. Of the 242 children with an adoption plan not matched, 143 have a Placement Order allowing them to be placed for adoption, the others remain within Care Proceedings. Of the 143 not yet matched, 50 have a potential adoptive family identified, leaving 93 children who are ready to be placed for adoption and for who active family finding is ongoing.



THE CHILDREN - DEMOGRAPHICS


At year end there were 143 children with a placement order but not matched. Of those:



Part of a sibling group

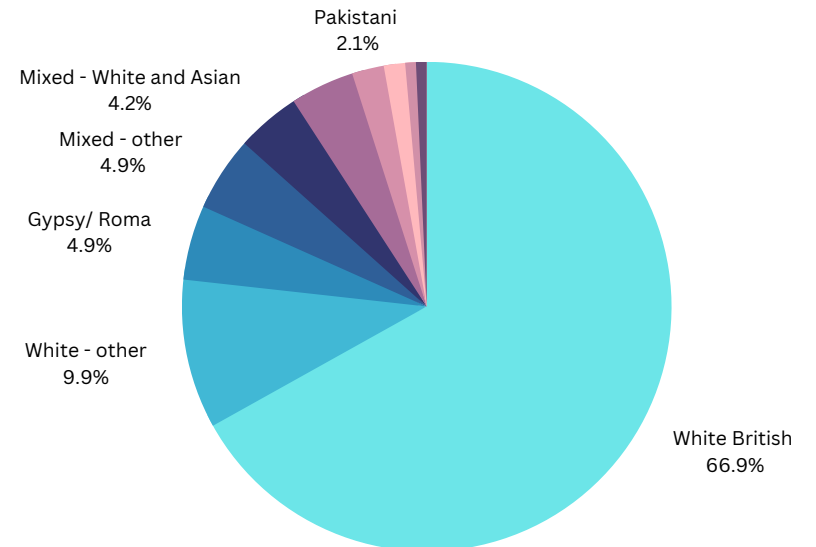


Single child



Ethnicity

White British	95	Mixed white and Asian	6
White -other	14	Pakistani	3
Gypsy/ Roma	7	Any other ethnic background	2
Mixed - other	7	Black African	1
Mixed White and Black Caribbean	6	White Irish	1



+ 1 not obtained

THE CHILDREN - TIMESCALES

A10 indicator: *"The time taken between a child entering care and moving in with its adoptive family, adjusted for those adopted by their foster carers"*



441 to 491 days (national target: 426 days)

A2 indicator: *"The time taken from a local authority receiving court authority to place a child for adoption and a match to an adoptive family being agreed"*



219 to 232 days (national target: 121 days)

The increase in timescales has been impacted by a number of factors, including the falling number of adopters coming through for matching and the number of brothers and sisters needing to grow up in families together; there are fewer adopters able to consider more than one child. Staff turnover and vacancies in local authorities has also impacted on the progression of children's plans to adoption. Despite the challenges, the A2 indicator remains lower than in 2021, 2020 and 2019.

FAMILY FINDING ONLINE PROFILING EVENTS

Date of Profile Event	Registrations	No of Profiles	Expressions of Interest	Matches booked to panel
Apr-22	148	12	74	3
Sep-22	222	16	62	3
Feb-23	220	13	75	1



"These are an excellent addition to UK wide family finding, thank you for offering this service!"

"The event was well run and organised."

"Really helpful to see videos and listen to foster carers sharing their experiences."

"The videos were wonderful and a great insight into the child/children."

FAMILY FINDING FUN DAYS

Date of Profile Event	Registrations	No of children	Expressions of Interest	Matches booked to panel/EPP placement
May-22	21	17	13	1
Oct-22	63	23	18	1
Mar-23	65	30	6	1







*"It was great to be able to see children 'in real life' and get to interact with them and play with them."
"It was a valuable and unique experience."*

*"The people running the event were lovely and did an amazing job."
"It was our first experience of a day like this. We were very impressed."*

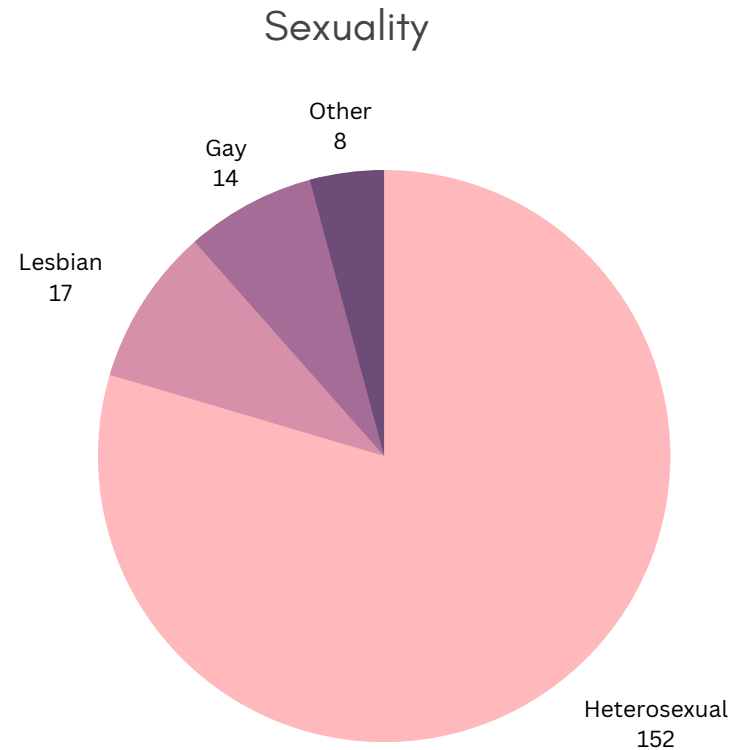
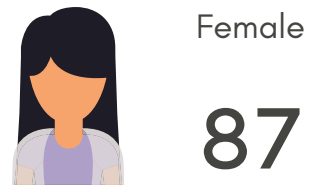



ADOPTERS



		Compared to previous year	
Number of Applications (ROI)	151		+16
Number of adopters matched	89		-17
Number of adopters approved in year	101		-11
Number of adopters in stage one at year end	72		+7
Number of adopters in stage two at year end	33		-5
Number of adopters approved not matched at year end (of these 17 have a matching panel booked)	58		+4

DEMOGRAPHIC OF ADOPTERS APPROVED



1 in 6 adopters approved are LGBTQ+

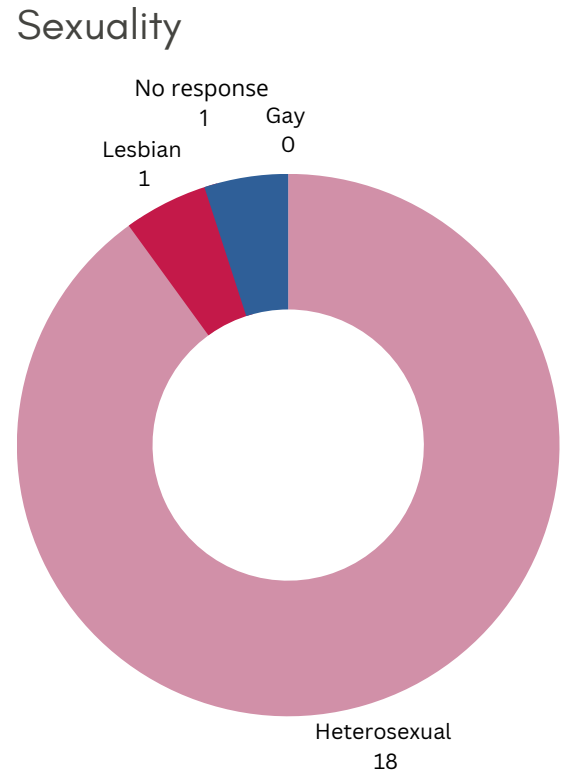
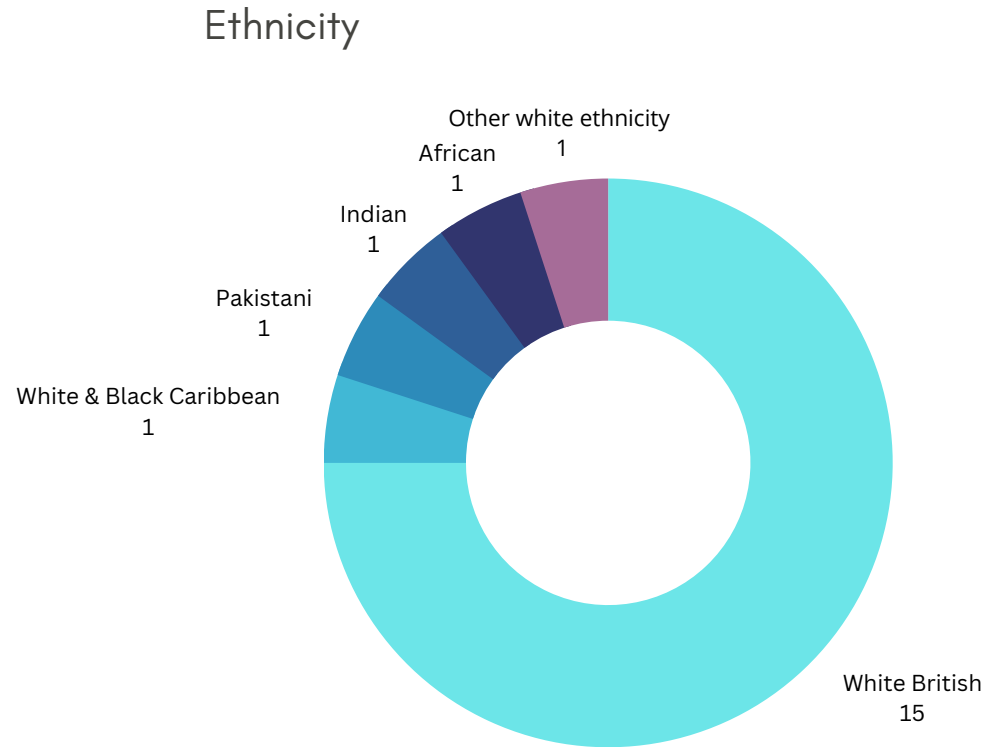





PANELS

88 panels **99 approvals** **135 matches**

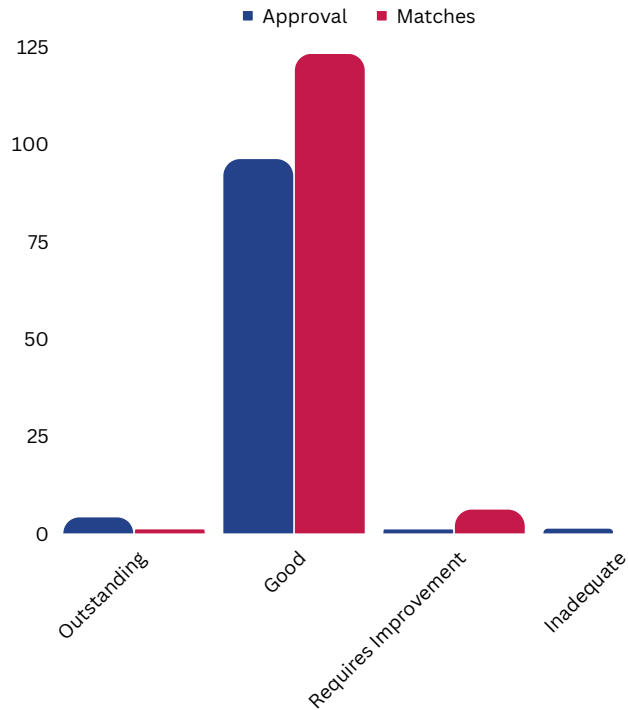
PANEL MEMBER DEMOGRAPHICS



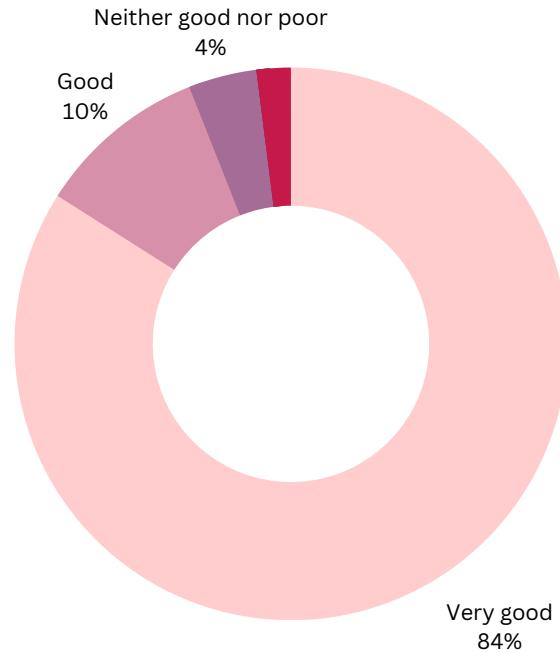


PANEL - FEEDBACK

Panel member feedback on quality of paperwork



Panel attendee experience rating



"I felt that the panel itself was conducted really well with a friendly and professional approach. It was helpful to have the questions in advance of the meeting. I liked how there were people with a range of backgrounds who were members of the panel."

"The panel were all friendly and welcoming. The panel chairman put me at ease very quickly."

"Everything was explained well on the day & before. The panel covered a wide range of backgrounds & our social worker is brilliant!"

"The panel put us at ease and were clearly interested in listening to our answers and we felt they were genuinely interested in us and in considering whether we would be the best match for our child."

ADOPTION SUPPORT



	2022/23	2021/22
Children and families receiving adoption support	851	↑ +11
File access requests	360	↑ +41
Applications to the Adoption Support Fund approved	674	↑ +50
ASF funding for therapeutic interventions	£2,531,949	↓ -£12,755
6016 letters processed by the Letterbox team	3438 incoming 2578 outgoing	↑ +13% ↑ +17%
People accessed independent support from PAC-UK	151	

Quarterly contract monitoring meetings take place with PAC-UK regarding the support they provide to Adult Adoptees, Birth and First Families.

SUPPORT OFFER INCLUDES

In person groups

Stay & Plays
Teens group
Tweens groups
Single adopters meet ups
Welly Walk/Walk in the Woods
Adopters Together

Online groups

Adopter Chat
All Dads
Single Adopters
TRECS

Webinars/Workshops

Life Story work
Contact & Identity
Education-related
Brain Based Parenting
FASD

Parenting Programmes

NVR
Foundations for Attachment
BUSS group
Therapeutic Parenting
Closer in Play
6 months in
Talking Teens
Persevering Parents'



MULTIDISCIPLINARY TEAM



	2022/23
Referrals received	208
Formal consultations	87
Drop-in consultations	86
Informal conversations with social workers	75
Education helpline calls	116
Life story work helpline calls	13
Interventions offered by MDT, which include: Social Work support, assessments, supervisions, and therapeutic interventions.	476